

WILLPOS B20



WILLPOS B20

Retail Innovation For Your Business

OPTIONS



15"/12.1" TFT
(analog / LVDS)



Line display
(2 lines ANK/full-dot)



Operation unit
(keyboard with touchscreen TFT)



POS keyboard



Cash drawer



Cash drawer



Single thermal printer



Dual-sided thermal printer

The WILLPOS B20 and its options are also available in white.

The Toshiba WILLPOS B20 -
Retail Innovation For Your Business

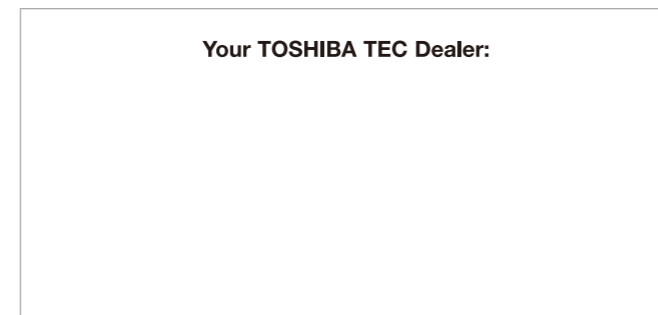
WILLPOS

TOSHIBA TEC's new POS system is called **WILLPOS** (Worthy, Innovative, Leading, Low-cost Operation) and represents the future of our POS business. "WILL" also signifies our strong will, or commitment, to achieve *monozukuri*. We will strive to make TOSHIBA TEC **WILLPOS** synonymous with general POS systems.

WILLPOS B20	
CPU	Intel Celeron M440 (1.86GHz) / Intel Core2 Duo T7400 (2.16GHz)
Chipset	945GME
Memory	512MB / 1GB (Max. 4GB), DDR2-533/PC-4200 SODIMM
HDD	2.5" HDD 250GB / 160GB or over SATA I/F (Max. 2 Drives)
RAID	RAID1 (Mirroring) Support
CD/DVD Drive	Integrated (Option)
U-SSD I/F	Yes
Floppy Disk Drive	External drive USB I/F (Option)
Display I/F	VGA (Analog) (LVDS Digital : Option)
LAN	10 Base-T/100 Base-TX/1000 Base-T
Audio	Line-out x 2 (Front & Rear), Mic-in x 1 (Rear)
Speaker	Beep, Sound (Option)
PS/2	Keyboard x 1, Mouse x 1 (Rear)
RS232C	4 + 2 (Option)
Normal USB	3 (1: Front, 2: Rear)
Powered USB	12V x 5 (Rear), 24V x 1 (Rear)
Drawer Port	2 (Toshiba I/F)
Parallel	1 (Rear)
PCI Slot	2
Front LED	Disk, Power, Diagnostics
AC Outlet	1
Cabinet Colour	FW2 (Fair White2), CB (Cool Black)
Weight	8.8 kg / 19.4 lbs 8.9 kg / 19.62 lbs (Dual Disk Model)
Dimensions	315(W) x 466(D) x 112.5(H) mm (with cable cover) 12.4"(W) x 18.34"(D) x 4.42"(H) (with cable cover) 315(W) x 396(D) x 112.5(H) mm (without cable cover) 12.4"(W) x 15.59"(D) x 4.42"(H) (without cable cover)

TOSHIBA

Your TOSHIBA TEC Dealer:



- All company and/or product names are trademarks and/or registered trademarks of their respective owners.
- All features and specifications described on this brochure are subjected to change without notice.

TOSHIBA TEC CORPORATION

Oval Court Ohsaki Mark East
2-17-2, Higashi Gotanda, Shinagawa-ku, Tokyo, 141-8664 Japan
<http://www.toshibatec.com>



Direct from the Toshiba experts, an energy-saving yet powerful POS engine, specifically designed to reduce environmental impact. The innovative WILLPOS B20, with its quick and effortless 'slide-out' servicing, is the smart choice for today's eco-friendly retailers.



TOSHIBA
Leading Innovation >>>



WILLPOS B20

APPLICATIONS

As an energy efficient yet high performance modular POS solution, the WILLPOS B20 offers a powerful advantage across a variety of highly competitive retail markets.


- ▶ Supermarkets
- ▶ Hypermarkets
- ▶ Superstores
- ▶ Department stores
- ▶ Warehouse stores
- ▶ Wholesalers
- ▶ Service stations



'SLIDE-OUT' SERVICEABILITY

We had a vision of the future and made it real. Enjoy.

With a wealth of long-term experience and knowledge, Toshiba consistently designs and manufactures its cutting-edge POS ranges from scratch, right down to the hinges.



UNIVERSAL CONNECTIVITY
Future-proofed for the latest peripherals combined with full support for legacy items

SERVICING INNOVATIONS
New front and rear 'slide-out' design, fewer internal cables and front HDD access

POWERFUL & ENERGY SAVING
Low power, high performance Intel mobile processor with low acoustic noise design.

SYSTEM SECURITY & MONITORING
RAID mirroring (Windows® only) and SNMP functionality

EASY DIAGNOSTICS
Fully lit, clear and concise 7 segment front panel diagnostics display

EFFORTLESS MAINTENANCE

With front and back tool-less 'slide-out' components and fewer internal cables, servicing the WILLPOS B20 is quick and effortless, taking downtime to an absolute minimum and further reducing the total cost of ownership. It is also uniquely possible to remove the hard disk, motherboard and power supply without first detaching any peripherals.

Toshiba benchmark tests confirm that WILLPOS B20 servicing times are considerably quicker than its predecessor or its competitors. For example, to reach the main board, another modular POS requires 24 actions, yet the WILLPOS B20 needs just 4, and the total time taken to replace the main board in the WILLPOS B20 is at least 3 times faster than that of its two main competitors.

ENHANCED FUNCTIONALITY

A unique 7-segment fully lit front panel display provides a quick reference system status, giving instant information on activity, states or diagnostics.

CONNECTIVITY

The WILLPOS B20 offers superior connectivity, not only providing full support for legacy peripherals, but uniquely future-proofed for innovative new options.

LESS ENERGY, MORE POWER

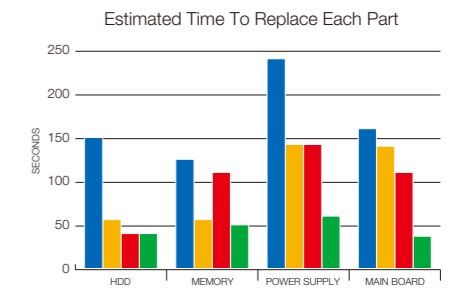
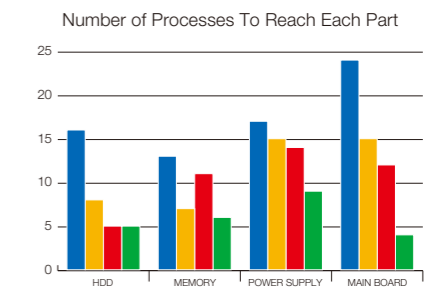
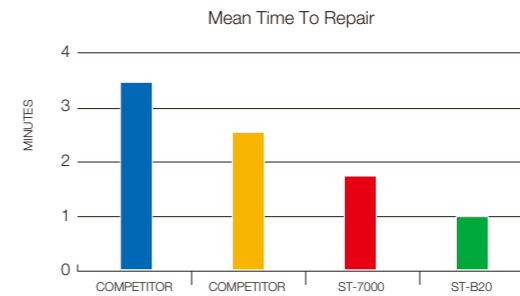
The innovative low-energy processor gives top-level POS performance whilst reducing running costs and CO₂ emissions. Tests show the WILLPOS B20 to use 49% less energy than its predecessor, the ST-7000, yet is an incredible 76% more powerful.

GREEN MACHINE

We work to strict ecological policies to benefit both the environment and our customers.

- Recyclable chromium-free metal
- Recyclable halogen-free plastic
- Packaged in recyclable paper products
- Built and supported for a long life cycle
- Design and manufacturing on ISO14001

COMPETITOR
COMPETITOR
ST-7000
WILLPOS B20



TOSHIBA
Leading Innovation >>>